






# SUNPAL® Multi

Multiwall Polycarbonate Standing Seam Architectural System



**SUNPAL® Multi** Multiwall Polycarbonate Standing Seam Architectural System



## Content

Introduction	2
Main Benefits	2
Applications	2
Panel Types	3
Colors	4
SUNPAL® Multi Project Gallery	4
Typical Physical Properties	7
Thermal Insulation	7
Flammability	7
Assembly Details	7
System Principles	8
System Components	9
Installation Data	10
Manufacturer's Lifetime Warranty	12

## Introduction

SUNPAL Multi is an advanced multiwall polycarbonate panel system that combines proven design, light transmission, thermal insulation and strength. It offers a lightweight, leak-proof design that withstands very high loads and accommodates expansion and contraction. The system's distinct advantages make it ideal for long-term application on many types of projects. As with any true architectural glazing system, SUNPAL is appropriate for a variety of roofing and cladding designs, flat or curved.

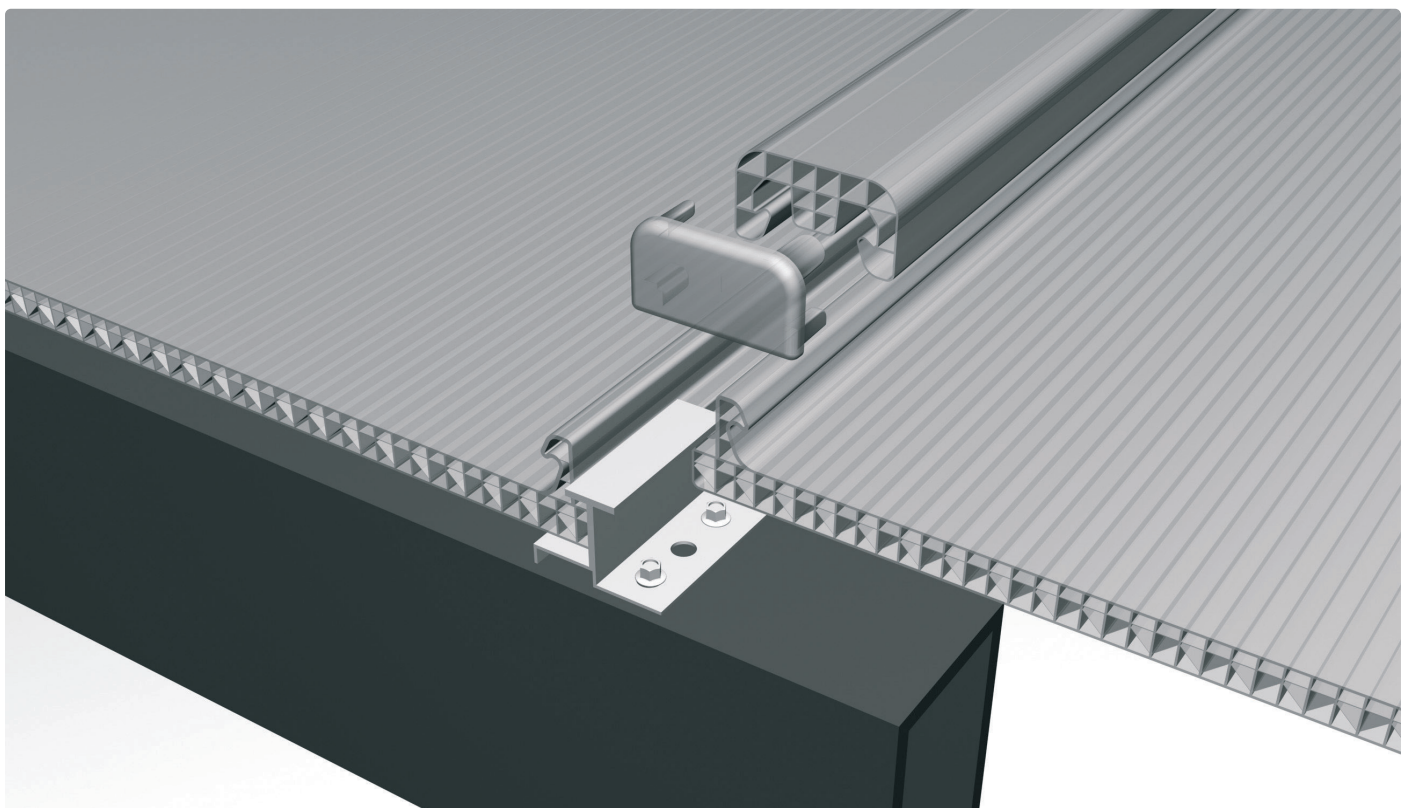
SUNPAL Multi is a self-fastening system, based on multiwall panels, and is available in a range of thicknesses. The panels join together by polycarbonate or aluminium joiners, which are sealed at the ends by End-Caps. T-Fasteners fix the entire system to the structure, allowing the panels to be clamped in place, without any point fastener penetration through the panels. Ventilated Sealing Tape seals the panel lower end, to prevent dirt from entering the flutes, while also providing sufficient drainage. Optional Aluminium Sealing Strips or F-Profiles can be used to seal the upper and lower ends of the panels. Aluminium F-Profiles finish off side edges of the plane, creating a fully framed installation.

## Main Benefits

- ✓ Withstands very high loads
- ✓ Accommodates expansion & contraction
- ✓ Simple & fast installation
- ✓ Leak-proof
- ✓ High thermal insulation
- ✓ Ideal for curved designs
- ✓ Double sided UV protection
- ✓ SolarSmart™ cool light colors

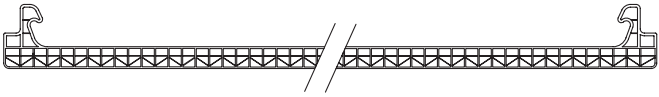
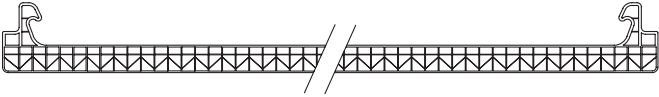


## Applications

- Architectural roofing & glazing
- Commercial and retail roofing
- Sport facilities - translucent roofing
- Covered walkways, awnings & entrances
- Open markets - light roofing
- Service stations - translucent roofing
- Parking structure covering
- Swimming pool covers




## Panel Types

SUNPAL panels are of multiwall structure, available by thicknesses of 8mm, 10mm, 18mm and 20mm. Standard SUNPAL panels have UV protection on both sides (specific order can be produced with UV protection on one side only). Maximum panel length is 11.980 (typical stock length).

Type	Panel Data	Drawing
SUNPAL® Multi 8/600	Width: 600mm Height: 23.5mm Height with PC-Joiner: 31mm Weight: 1.24 Kg/m, 2.00 Kg/m <sup>2</sup> Min. cold bending radius: 2.0m	
SUNPAL® Multi 10/600	Width: 600mm Height: 25.5mm Height with PC-Joiner: 33mm Weight: 1.56 Kg/m, 2.60 Kg/m <sup>2</sup> Min. cold bending radius: 2.4m	
SUNPAL® Multi 18/1000	Width: 1000mm Height: 33.5mm Height with PC-Joiner: 41mm Weight: 3.11 Kg/m, 3.11 Kg/m <sup>2</sup> Min. cold bending radius: 3.0m	
SUNPAL® Multi 20/1000	Width: 1000mm Height: 35.5mm Height with PC-Joiner: 43mm Weight: 3.19 Kg/m, 3.19 Kg/m <sup>2</sup> Min. cold bending radius: 3.0m	

Scan for product  
video overview



# Colours

Colour	SUNPAL® 10/600			SUNPAL® 18/1000 & 20/1000		
	%LT	SHGC	SC	%LT	SHGC	SC
Clear* **	65	0.63	0.72	50	0.54	0.62
Bronze*	25	0.40	0.46	20	0.35	0.39
Grey* **	30	0.45	0.52	24	0.44	0.51
White Opal*	25	0.37	0.43	20	0.30	0.34
White Ice	50	0.56	0.64	40	0.48	0.55
Green*	50	0.56	0.64	38	0.46	0.53
Blue*	50	0.60	0.69	36	0.50	0.57
Red*	20	0.52	0.60	20	0.44	0.50
Purple*	40	0.55	0.63	40	0.50	0.58
Magenta*	20	0.55	0.63	20	0.52	0.60
Orange*	35	0.51	0.59	35	0.46	0.53
Yellow*	55	0.57	0.65	55	0.51	0.59
Aqua Green	14	0.30	0.35	14	0.27	0.31
Navy Blue	20	0.45	0.52	22	0.41	0.47
White / Bronze	10	0.29	0.34	10	0.29	0.34
White / Grey	10	0.29	0.34	10	0.29	0.34
White / Blue	10	0.37	0.43	10	0.37	0.43
White / Red	4	0.28	0.32	4	0.28	0.32
Solar Ice*	20	0.28	0.32	15	0.23	0.26
Solar Control* **	20	0.30	0.34	15	0.25	0.29
Bluish Breeze	34	0.32	0.38	34	0.33	0.38
Clear**	50	0.49	0.56	33	0.40	0.46
Bronze	20	0.42	0.44	20	0.37	0.43
White Opal**	26	0.40	0.45	20	0.33	0.38
Green	40	0.48	0.54	25	0.38	0.44
Blue	40	0.51	0.59	25	0.41	0.48
Red	20	0.47	0.55	15	0.39	0.45
Solar Ice**	20	0.35	0.41	15	0.30	0.35
Grey	30	0.42	0.49	30	0.41	0.48

\*SUNPAL 10 Stocked Colours | \*\*SUNPAL 18 Stocked Colours.

Other colours are available through special order only and involve longer delivery time and minimum order quantities.

## Legend

**LT (Light Transmission)** = The percentage of incident visible light that passes through an object.

**SHGC (Solar Heat Gain Coefficient)** = The percentage of incident solar radiation transmitted by an object, which includes the direct solar transmission and the part of the solar absorption radiated inward.

**SC (Shading Coefficient)** = The amount of the sun's heat transmitted through a given window compared with that of a standard 3mm thick single pane of glass under the same conditions.

### SolarSmart™ - Energy Efficiency

SolarSmart™ are energy-efficient colours break the traditional ratio between light transmission and shading coefficient. SolarSmart™ panels block Infrared energy that causes heat buildup, and transmit "cool light" that reduces air-conditioning and lighting costs.

More energy-saving, natural visible light is transmitted.

SolarSmart™ Panel



Blocking Infra-Red reduces heat buildup.

### DiffuserPlus™ - Double Diffusion Effect

DiffuserPlus™ offers double diffusion which prevents both transmitted and reflected light from excessive glare.

## SUNPAL® Multi Project Gallery

Huizhou Olympic Sports Centre Stadium, China | Architect: CCDI | Application: Skylight - 6,700sqm | SUNPAL® Type: 10mm Clear



Fun Republic Mall, Coimbatore, India | Architect: Arris Architects | Application: Skylight - 3,700sqm | SUNPAL® - Solar Control 10mm



Sports Complex at the Technion Institute of Technology, Israel | Application: Roof - 3,200sqm | SUNPAL® Type: 18mm Diffuser Plus Bronze



Wingate Sports Center, Israel | Architect: Atzmon Architects | Application: Sidelight - 2,600sqm | SUNPAL® Type: 18mm Grey, Blue & Bronze



George Town Trade Centre Tasmania, Australia | Architect: Loop | Application: Sidelight | SUNPAL® Type: White Ice 10mm



Melbourne Park Eastern Plaza, Australia | Application: Sidelight - 780 sqm | SUNPAL® Type: 10mm Blue



Project: James Boag Brewery, Australia | Application: Sidelight | SUNPAL® Type: White Ice 10mm



Project: Private Home - Brisbane, Australia | Application: Residential Pergola | SUNPAL® Type: White Opal 18mm



## Typical Physical Properties

Property	Method*	Conditions	Units	Value
Density	D-792		g/cm <sup>3</sup>	1.2
Heat deflection temperature (HDT)	D-648	Load: 1.82 MP	°C	130
Service Temperature - Short term			°C	-50 to +120
Service Temperature - Long term			°C	-50 to +100
Coefficient of linear thermal expansion	D-696		cm/cm °C	6.5 x 10 <sup>-5</sup>
Tensile strength at yield	D-638	10 mm/min	MPa	62
Elongation at break	D-638	10 mm/min	%	>80
Impact falling dart	ISO 6603/1		J	40-400
Practical Thermal expansion/contraction rate			mm/m	3
Coefficient of linear thermal expansion	D-696		cm/cm °C	6.5 x 10 <sup>-5</sup>

\*ASTM method except where noted otherwise

## Thermal Insulation

Type	U-Value [Watts/m <sup>2</sup> ·°C]	R-Value [m <sup>2</sup> ·°C/Watt]
SUNPAL Lite 8 mm	2.45	0.41
SUNPAL 8 mm	2.45	0.41
SUNPAL 10 mm	2.10	0.47
SUNPAL 18/20 mm	1.50	0.67

## Flammability

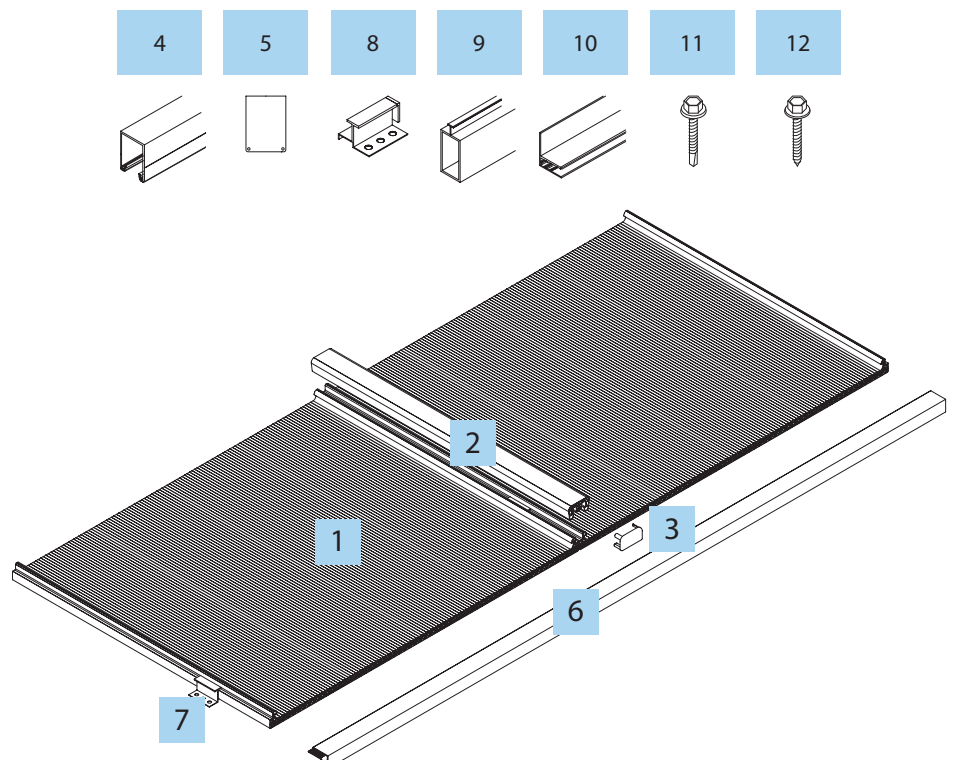
SUNPAL complies with the most demanding international fire resistance standards in the field of plastics, as indicated in the detailed table herein. The classification is subject to product type, thickness and color.

Standard	Description
EN 13501 : 2007	European Fire Test Compliance
AS 1530.3 - 1999	Early Fire Hazard Test

\* For more detailed information please contact your Palram distributor.

## Assembly Details

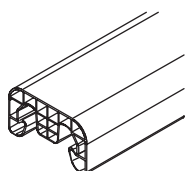
#	Legend
01	Panel
02	PC Joiner
03	End-Cap for PC Joiner
04	Aluminium Joiner 54&100mm
05	Aluminium Joiner End-Cap 54&100mm
06	Aluminium Sealing Strip
07	T-Fastener
08	T-Lock
09	Aluminium Span-Bar
10	Aluminium F-Profile
11	Metal Screw
12	Wood Screw



## SUNPAL® Principles

A SUNPAL system is primarily defined by the panel thickness. All other components are selected to match this panel.

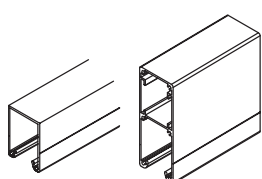
### Joiners



Polycarbonate Joiner

The Joiners (PC or aluminium) fit all panel types. The choice between them is usually decided by the application: PC Joiner for roofing (or any situation where the seam is external); Alu-Joiner 'C' for cladding (hidden seam).

The PC Joiner is 23mm high and 39mm wide, extruded polycarbonate colored to match the panels. Maximum length is 11.980mm, with weight of 160gr/m. The PC-Joiner should overhang about 100mm beyond the last fastener.



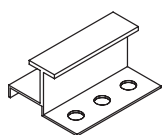
Aluminium Joiners

Aluminium Joiner is an extruded aluminium profile 39mm wide and 54mm & 100mm high with mill finish. Maximum length is 12,000mm. The Aluminium Joiner should overhang about 250mm beyond the last fastener.

Aluminium Joiner End-Cap 54mm & 100mm is a mill-finish aluminium plate designed to close the Aluminium Joiner ends. This end-cap is fixed by inserting four screws into the joiner end face.

Note: for curved applications, polycarbonate joiners can be cold-curved. Aluminium joiners have to be pre-curved.

### Fasteners

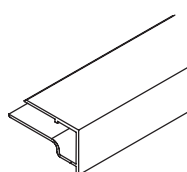


T-Fastener

T-Fastener - SUNPAL roofing system is attached to the supporting structure by the T-Fasteners. These are stainless steel concealed clips that are fixed onto the structure with screws. The fasteners have four different sizes to match each panel type. For installing SUNPAL system onto wooden structure, the T-Fasteners are fixed with Wood Screws. For metal structure, Metal Screws are used. As standard, each fastener is fixed with two screws. For high wind areas, using three screws per fastener is recommended.

T-Lock (part 08) - To prevent "travelling" of the panels, it is recommended to fix one T-Lock at a certain fixing point along each Joiner. This will be the only longitudinal fixed point, while all other fixings of this panel are floating, by regular T-Fasteners. It is a special T-Fastener with added stopper plate, which fits into a slit cut in the attached panels (prepared on spot).

### Sealing & end cap Strips



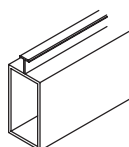
Alu End Cap

The Alu Sealing Strips are mill-finished aluminium profiles in four sizes, to match each type of panel. Maximum length is 6000mm (stock length). These are used as a closure for the panels ends, to prevent penetration of dirt and moisture, and provide efficient drainage.

Alu F Sections are available in four sizes to match each panel type. These aluminium profiles are provided pre-finished in lengths of 6500mm.

The F Profiles are generally used for side fixing and also applicable as upper-end closure.

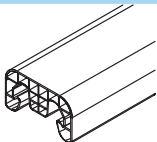
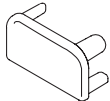
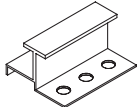
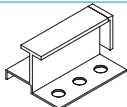

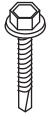
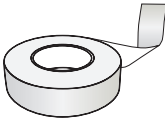
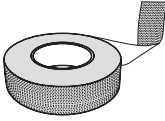
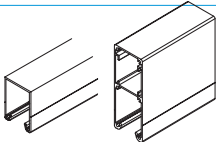

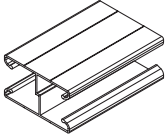

### Alu Span-Bar [Sizes (mm): 65, 75, 85, 100, 150]

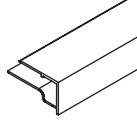
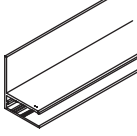
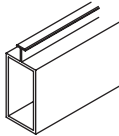





Aluminium Span Bar

The Alu Span Bar is an aluminium hollow bar that can be used as a rafter on a structural frame. It can be straight or curved (by pre-rolling), and designed to perform both as a rafter and a fastener (no "T" Fastener is required when using Span-Bars). Span-Bars come in 5 sizes to match each panel type, and its maximum length of 12000mm.

## System Components

Component	Part No. (Type)	Drawing	Suppliance Data
PC Joiner	SUNJP		Length: 11.980mm Colors: panel matched
End-cap for Polycarbonate Joiner	SUNJPEC		Quantity: Sold each Colors: Natural Clear
T-Fastener	SUNTFAST8 (8mm) SUNTFAST10 (10mm) SUNTFAST18 (18mm)		Quantity: Sold each Sizes: 8mm, 10mm, 18mm, 20mm Finish: Stainless
T-Lock	SUNTLOCK8 (8mm) SUNTLOCK10 (10mm) SUNTLOCK18 (18mm)		Quantity: Sold each Sizes: 8mm, 10mm, 18mm, 20mm Finish: Stainless
Wood Screw Hex-head timbre screw 8gx35mm Class 3	SCRTH8x35		Quantity: Bags of 50 each
Metal Screw Hex-head metal screw 8gx20mm Class 3	SCRMH8x20		Quantity: Bags of 50 each
Aluminium (Solid) Tape	8mm: 92698 10mm: 92699 18mm & 20mm: 92804		Optional on special order
Breather (Ventilated) Tape	8mm: 92696 10mm: 92697 18mm & 20mm: 92802		Optional on special order
Aluminium Joiner - 54mm Aluminium Joiner - 100mm	SUNJA54 SUNJA100		Length: 12m Finish: Mill / Pre-Finished
End-Cap for Aluminium Joiner 54mm	SUNJAEC		Finish: Mill / Pre-Finished
Aluminium H Joiner For 8mm / 10mm / 18mm	SUNHJA3.0 SUNHJA6.0		Length: 6m Finish: Mill / Pre-Finished
M6 Bolt for fixing Aluminium Joiner at 1000mm center			53 x M6 Quantity Each

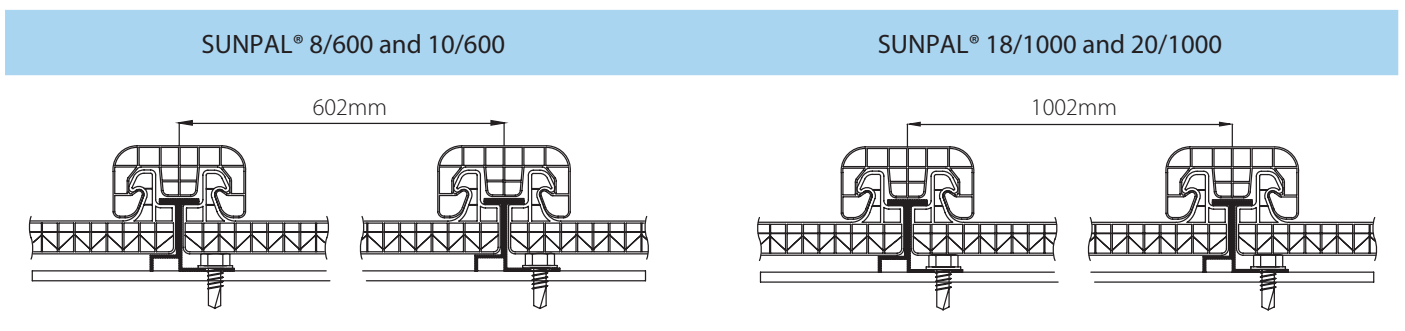
Component	Part No. (Type)	Drawing	Suppliance Data
Aluminium End Cap	SUNSEC8 (8mm) SL10AEC (10mm) SUNSEC18 (18mm)		Length: 6m Finish: Mill Pre-Finished
Aluminium F-Profile	SUNFSECTION8 (8mm) SUNFSECTION10 (10mm) SUNFSECTION18 (18mm)		Length: 6.5m Finish: Mill Pre-Finished
Aluminium Span-Bar	SUNSB60 (for 8mm) SUNSB75 (for 8mm) SUNSB85 (for 10mm) SUNSB100 (for 18mm) SUNSB150 (for 18mm)		Length: 12m Finish: Mill Pre-Finished
Span-Bar End Cap	SUNSB60EC 60mm SUNSB75EC 75mm SUNSB85EC 85mm SUNSB100EC 100mm SUNSB150EC 150mm		Finish: Mill Pre-Finished
Saddle Bracket	SUNSBAD50 - Saddle Brackets 50 SUNSBAD100 - Saddle Brackets 100		Finish: Supplied in Zinc or Stainless Steel
Compressed Foam to suit 8 and 10 mm SUNPAL	SUNFOAM 8/ 10 SUNFOAM 18		

## Installation Data

### Roof structure

SUNPAL system fits for both rafter and purlin construction. The recommended minimum roof slope for SUNPAL applications is 5%. For lower slopes rafter design is recommended.

### Assembled System Width



## Purlin Design - Recommended spans (For wind load of 1kPa)

Type (mm)	Panel Width (mm)	Polycarbonate Joiner		Aluminium Joiner 54	
		Mid-Span (mm) ▲▲▲▲	End-Span (mm) ▲▲	Mid-Span (mm) ▲▲▲▲	End-Span (mm) ▲▲
SUNPAL 8 mm	600	1050	825	1,600	1,200
SUNPAL 10 mm	600	1,250	950	1,800	1,400
SUNPAL 18/20 mm	1,000	1,350	1,000	1,800	1,400

## Rafter Design - Recommended Spans (With maximum intervals of T-Fasteners along rafters for wind load of 1kPa)

Type (mm)	Rafter Centers (mm)	Polycarbonate Joiner		Aluminium Joiner 54	
		Internal Fasteners (mm)	Fasteners at Rafter Ends (mm)	Internal Fasteners (mm)	Fasteners at Rafter Ends (mm)
SUNPAL 8 mm	602	1050	825	1,600	1,200
SUNPAL 10 mm	602	1,250	950	1,800	1,400
SUNPAL 18/20 mm	1,002	1,350	1,000	1,800	1,400

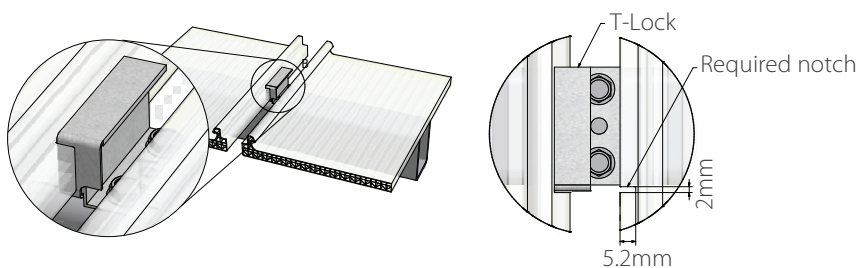
- Notes:
- The above spans are specified for wind loads of 1000 Pa (21 psf) in roofing applications. For vertical or internal applications, contact your local SUNPAL distributor.
  - In curved applications, Aluminium Joiners will have to be pre-rolled, while Polycarbonate Joiners can be cold curved to the roofing radius.

## Maximum Spans Between Purlins

Panel Type (mm)	Multi-Span																		
	Single Span (mm)						Mid-Span (mm)						End-Span (mm)						
	75 kg/m <sup>2</sup>	100 kg/m <sup>2</sup>	125 kg/m <sup>2</sup>	150 kg/m <sup>2</sup>	175 kg/m <sup>2</sup>	200 kg/m <sup>2</sup>	75 kg/m <sup>2</sup>	100 kg/m <sup>2</sup>	125 kg/m <sup>2</sup>	150 kg/m <sup>2</sup>	175 kg/m <sup>2</sup>	200 kg/m <sup>2</sup>	75 kg/m <sup>2</sup>	100 kg/m <sup>2</sup>	125 kg/m <sup>2</sup>	150 kg/m <sup>2</sup>	175 kg/m <sup>2</sup>	200 kg/m <sup>2</sup>	
8	850	750	700	650	600	550	1150	1050	900	850	800	750	900	825	700	665	625	585	
10	950	850	800	750	700	650	1350	1250	1100	1050	1000	950	1050	975	860	820	780	740	
18	1100	1000	950	900	850	800	1500	1400	1300	1200	1150	1100	1170	1090	1015	930	900	860	
20	1200	1100	1000	950	900	850	1600	1500	1400	1300	1250	1200	1250	1170	1090	1015	975	935	

- Notes:
- When using an Aluminium Joiner rather than a Polycarbonate Joiner, span data in the above table can be increased by 5%.
  - For specific data or any other planning consultation, please contact Palram's Marketing Support department.
  - The values are based on deflection criterion of L/20 of the Polycarbonate panels.
  - The table is valid for purlin installation only.
  - The dimensions depicted do not supersede the requirements of local construction codes.

## T-Lock Installation



## Over Hang / Cantilever

Profile	Joiners	Aluminium Joiners
8mm multi	75mm	150mm
10mm multi	100mm	200mm
18mm multi	150mm	350mm
20mm multi	150mm	350mm

\* See above for maximum cantilever using either polycarbonate or aluminium joiners.

# Manufacturer's 15 Years Limited Warranty

## Manufacturer's Details

Palram Industries (1990) Ltd., Address: c/o Palram Australia Pty.Ltd., ACN102 673 932, 16 Merri Concourse, Campbellfield VIC 3061 | Tel: 03-9357 9240 | email: salesvic@palram.com.au

## Scope of Warranty

In addition to any rights and remedies under Australian Consumer Law, the Manufacturer warrants (subject to the conditions set out below) as follows:

### Light Transmission

The Product shall not lose more than 8 % of its light-transmitting capability (hereinafter "decrease") for a period of 15 years from the commencement date, as defined below, as a direct and exclusive result of solar radiation impact (as measured pursuant to the procedures specified in ASTM D-1003-77).

### Color

The Product shall not display a change in color of more than 15 units delta E (hereinafter "decrease") for a period of 15 years from the commencement date as a direct and exclusive result of the impact of solar radiation (as measured pursuant to the procedures specified in ASTM E-308-85).

### Breakage

For a period of 15 years (Sunpal 10-20mm) and for a period of 10 years (Sunpal 8mm) from the commencement date, the Product shall not break due to loss of impact strength as a direct and exclusive result of weathering and/or, shall not break as a direct and exclusive result of the impact of hail, measuring up to 20mm diameter, attaining a velocity of up to 21 m/s. (Loss of above capability shall be hereinafter referred to as "breakage").

Excessive loss of impact strength will be determined by test according to ISO 6603/1-1985(E) and/or ASTM D-5628-95 method F, to be applied on a sample of the broken sheet. This warranty applies only if the sample will be brittle broken in this test into separate pieces (shatter).

### Commencement Date

The commencement date shall be the date of the Product's manufacture or - if such date does not appear on the product - the date upon which the product was purchased from the Manufacturer.

### Limitations

This warranty shall be valid only for the original purchaser, and only if the product is handled, stored, cleaned, installed and maintained in accordance with the Manufacturer's written instructions.

This warranty will not apply to SUNPAL panels that were exposed to abrasion, scratching, or harmful chemicals.

Panels that were thermo-formed or vacuum-formed are excluded from this warranty.

### Claims and Notifications

Every warranty claim must be notified in writing to the Manufacturer within the warranty period and immediately after occurrence of decrease or breakage, enclosing the original sales receipt and this warranty; The claimant must allow the Manufacturer to inspect any or all of the sheets involved and the installation site itself while the sheets are still in their original position and have not been removed or moved or altered in any way and/or return the sheets to the Manufacturer for testing.

The Manufacturer reserves the right to investigate independently the cause of any failure.

### Compensation

If a claim under this limited warranty is justified, the Manufacturer will provide the purchaser with free substitute product or, at its exclusive discretion, refund the original purchase price paid to the Manufacturer, or a portion thereof, in accordance with the following schedule:

In the event the Manufacturer is duly notified of decrease or breakage within 7 (Seven) years of the commencement date, and a claim upon such decrease or breakage is properly made and approved, the Manufacturer will provide free substitute product or, at its exclusive option, refund the original purchase price.

In the event the Manufacturer is duly notified of decrease or breakage after more than 7 (Seven) years from the commencement date, and claim upon such decrease or breakage is properly made and approved, the Manufacturer will provide substitute product.

The replacement price to be paid by the purchaser will be 6.66 % of the Manufacturer's effective price at the time of replacement, multiplied by the number of years from commencement date to replacement time, but not exceeding 53% of the Manufacturer's then effective price.

The Manufacturer at its exclusive option may refund the difference between the effective price and the replacement price as above, instead of providing substitute product.

The Manufacturer's liability does not include any costs of removal and installation of panels and the manufacturer will not be liable under this limited warranty for any other claim for direct or indirect damage or loss or for consequential loss arising from failure.

### Jurisdiction

This limited warranty shall be governed by and shall be construed according to the laws of the State of Israel. The Israel court in Haifa shall have the exclusive jurisdiction.

Our goods come with guarantees that cannot be excluded under the Australian Consumer Law. You are entitled to a replacement or refund for a major failure and compensation for any other reasonably foreseeable loss or damage. You are also entitled to have the goods repaired or replaced if goods fail to be of acceptable quality and the failure does not amount to a major failure.

**12/2015 The data in this publication supersedes previous releases. For the latest update refer to our website: [www.palram.com.au](http://www.palram.com.au)**

All marketing materials and any content therewith provided by Palram® are provided solely for the purpose of supporting and enhancing the marketing of Palram® products.

These materials are protected by Palram's intellectual property rights and may not be used for any other purpose or in connection with the sale of products of any other manufacturer. These materials may not be transferred to or used by any third party without prior permission of Palram.



#### PALRAM SA/NT

517A Cross Keys Road  
Cavan SA 5094  
Tel: (08) 8262 2288  
Fax: (08) 8262 3388  
salessa@palram.com

#### PALRAM NSW/ACT

Unit 2, 26 Redfern St.  
Wetherill Park, NSW 2164  
Tel: (02) 8788 6100  
Fax: (02) 8788 6199  
salesnsw@palram.com

#### PALRAM QLD

Unit 9C / 380 Bilsen Road  
Geebung QLD 4034  
Tel: (07) 3172 5581  
Fax: (07) 3172 5516  
salesqld@palram.com

#### PALRAM VIC/TAS

34 Buys Court  
Derrimut VIC 3030  
Tel: (03) 9219 4444  
Fax: (03) 9219 4455  
salesvic@palram.com

#### PALRAM WA

74 Christable Way  
Landsdale WA 6065  
Tel: (08) 9302 4173  
Fax: (08) 9302 5287  
saleswa@palram.com



601103 - 01.2023

In as much as Palram Industries has no control over the use to which others may put the material, it does not guarantee that the same results as those described herein will be obtained. Each user of the material should make his own tests to determine the material's suitability for his own particular use. Statements concerning possible or suggested uses of the materials described herein are not to be construed as constituting a license under any Palram Industries patent covering such use or as recommendations for use of such materials in the infringement of any patent. Palram Industries or its distributors cannot be held responsible for any losses incurred through incorrect installation of the material. In accordance with our company policy of continual product development you are advised to check with your local Palram Industries supplier to ensure that you have obtained the most up to date information.

©2008 Palram Industries Ltd. | SUNPAL is a registered trademark of Palram Industries Ltd.



[www.palram.com.au](http://www.palram.com.au)